







-  Double yellow lines suggested at each park entrance and east side of Compton Rd
Also sight lines Cheyne Walk/ Carlyle Rd
Lengthen lines at Northampton/Bingham Rd
 -  Northampton Rd, Birch Tree Way & Compton Rd
Rat runs & excessive speed
No traffic calming apart from parked cars
 -  Option for road tables at junction - problem with manhole covers
 -  Park Entrance used for vehicular access including air-ambulance support
 -  Option for a mini-traffic island
 -  20 Option for 20MPH signs painted on road surface
- N.B. Bingham Rd also impacted

Speed Control Options in the ASPRA area - Bob Sleeman 25May18 - version 3